

Health Monitoring Report – based on FELASA recommendations

Name and address of the breeder: Ellegaard Göttingen Minipigs A/S, DK- 4261 Dalmose

Date of issue: Jul 12, 2023

Unit N°: Barrier II

Date of examination: Jun 20 2023

Issued by on-site veterinarian

Species: Pig

Strain: Göttingen Minipig

Rederivation: March 1992

Populated: April 1998

	PAST RESULTS	CURRENT RESULTS	LABORATORY	METHOD (Material)
VIRAL INFECTIONS				
Aujeszky's Disease	neg (0/45)	NE	SSI	Ab-ELISA (blood)
Classical Swine Fever (CSF)	neg (0/45)	NE	SSI	Ab-ELISA (blood)
Haemagglutinating Encephalomyelitis (HEV)	neg (0/45)	NE	SSI	Ab-IPT (blood)
Porcine Circovirus type 2 (PCV2)	neg (0/45)	NE	SSI	RT-PCR (blood)
Porcine Epidemic Diarrhoea (PED)	neg (0/45)	NE	SSI	Ab-ELISA (blood)
Influenza A, all subtypes	neg (0/45)	0/15	SSI	Ab-ELISA (blood)
Influenza A, H1N1*	neg (0/45)	0/15	SSI	RT-PCR (n. swab)
Porcine Parvovirus	neg (0/45)	0/15	SSI	RT-PCR (blood)
Porcine Reproduct. & Resp. Syndrome	neg (0/45)	0/15	SSI	Ab-ELISA (blood)
Porcine Respiratory Coronavirus (PRCV)	neg (0/45)	NE	SSI	Ab-ELISA (blood)
Porcine Rotavirus	pos (3/45)	NE	SSI	RT-PCR (feces)
Transmissible Gastroenteritis (TGE)	neg (0/45)	NE	SSI	Ab-ELISA (blood)
BACTERIAL INFECTIONS				
Actinobacillus pleuropneumoniae, serotype 2, 6, 12	neg (0/45)	0/15	SSI	Ab-ELISA (blood)
Bordetella bronchiseptica	pos (2/45)	2/15	SSI	Culture (n. swab)
Brachyspira (Serpulina) hyodysenteriae	neg (0/45)	NE	SSI	RT-PCR (feces)
Clostridium perfringens type A	pos (13/45)	NE	SSI	Culture + RT-PCR (feces)
Clostridium perfringens type C	neg (0/45)	NE	SSI	Culture + RT-PCR (feces)
Erysipelothrix rhusiopathiae	neg (0/45)	0/15	SSI	Culture (n.swab)
Lawsonia intracellularis	neg (0/45)	0/15	SSI	RT-PCR (feces)
Leptospira pomona	neg (0/45)	NE	SSI	Ab-MAT (blood)
Leptospira bratislava	neg (0/45)	NE	SSI	Ab-MAT (blood)
Methicillin resistant Staphylococcus aureus (MRSA)	neg (0/45)	NE	SSI	Culture (n.swab)
Mycoplasma hyopneumoniae	neg (0/45)	0/15	SSI	Ab-ELISA (blood)
Pasteurella multocida toxin (PMT)	neg (0/45)	0/15	SSI	RT-PCR (n. swab)
Salmonella spp.	neg (0/45)	0/15	SSI	Culture (feces)
Staphylococcus hyicus	neg (0/45)	0/15	SSI	Culture (skin scr.)
β-haemolytic Streptococci	pos (21/45)	5/15**	SSI	Culture (v/p swab + skin scr.+ n.swab)
Streptococcus suis	neg (0/45)	0/15	SSI	Culture (n. swab)
Yersinia enterocolitica (serotype O3, O5, O8, O9)	neg (0/45)	0/15	SSI	Culture (feces)
FUNGAL INFECTIONS				
Candida albicans	pos (16/45)	NE	SSI	Culture (skin scr.)
Microsporum spp.	neg (0/45)	NE	SSI	Culture (skin scr.)
Trichophyton spp.	neg (0/45)	NE	SSI	Culture (skin scr.)
PARASITOLOGICAL INFECTIONS				
Arthropods	neg (0/45)	NE	SSI	Micr.insp. (skin scr.+cerumen)
Coccidia (Eimeria, Isospora)	neg (0/45)	NE	SSI	McMaster (feces)
Cryptosporidia	neg (0/45)	NE	SSI	qPCR (feces)
Giardia	neg (0/45)	NE	SSI	qPCR (feces)
Helminths	neg (0/45)	NE	SSI	McMaster (feces)
Toxoplasma gondii	neg (0/45)	NE	SSI	Ab-ELISA (blood)

Abbreviation for laboratory:


SSI: Statens Serum Institut, Denmark (Artilleivej 5, 2300 Copenhagen S)

Abbreviations for methods and material: Ab: Antibody; ELISA: Enzyme Linked Immuno-Sorbent Assay; IPT: Immuno Peroxidase Test; MAT: Microscopic Agglutination Test; Micr.insp: Microscopical inspection; N.swab: Nasal swab; NE: Not examined; qPCR: Quantitative PCR; V/p swab: Vaginal/preputial swab; RT-PCR: Real time PCR; Skin scr: Skin scraping

* Influenza A H1N1pdm09

**β-haemolytic Streptococci isolated from 5/15 v/p swabs (Lancefield Group G).

Issued by:



Maja Ramløse, Attending Veterinarian

Date: Jul 12, 2023

Health Monitoring Report – based on FELASA recommendations

Name and address of the breeder: Ellegaard Göttingen Minipigs A/S, DK- 4261 Dalmose

Date of issue: Jul 12, 2023

Unit N°: Barrier III

Date of examination: Jun 20 2023

Issued by on-site veterinarian

Species: Pig

Strain: Göttingen Minipig

Rederivation: March 1992

Populated: May 2009

	PAST RESULTS	CURRENT RESULTS	LABORATORY	METHOD (Material)
VIRAL INFECTIONS				
Aujeszky's Disease	neg (0/45)	NE	SSI	Ab-ELISA (blood)
Classical Swine Fever (CSF)	neg (0/45)	NE	SSI	Ab-ELISA (blood)
Haemagglutinating Encephalomyelitis (HEV)	neg (0/45)	NE	SSI	Ab-IPT (blood)
Porcine Circovirus type 2 (PCV2)	neg (0/45)	NE	SSI	RT-PCR (blood)
Porcine Epidemic Diarrhoea (PED)	neg (0/45)	NE	SSI	Ab-ELISA (blood)
Influenza A, all subtypes	neg (0/45)	0/15	SSI	Ab-ELISA (blood)
Influenza A, H1N1*	neg (0/45)	0/15	SSI	RT-PCR (n. swab)
Porcine Parvovirus	neg (0/45)	0/15	SSI	RT-PCR (blood)
Porcine Reproduct. & Resp. Syndrome	neg (0/45)	0/15	SSI	Ab-ELISA (blood)
Porcine Respiratory Coronavirus (PRCV)	neg (0/45)	NE	SSI	Ab-ELISA (blood)
Porcine Rotavirus	pos (1/45)	NE	SSI	RT-PCR (feces)
Transmissible Gastroenteritis (TGE)	neg (0/45)	NE	SSI	Ab-ELISA (blood)
BACTERIAL INFECTIONS				
Actinobacillus pleuropneumoniae, serotype 2, 6, 12	neg (0/45)	0/15	SSI	Ab-ELISA (blood)
Bordetella bronchiseptica	neg (0/45)	0/15	SSI	Culture (n. swab)
Brachyspira (Serpulina) hyodysenteriae	neg (0/45)	NE	SSI	RT-PCR (feces)
Clostridium perfringens type A	pos (11/45)	NE	SSI	Culture + RT-PCR (feces)
Clostridium perfringens type C	neg (0/45)	NE	SSI	Culture + RT-PCR (feces)
Erysipelothrix rhusiopathiae	neg (0/45)	0/15	SSI	Culture (n.swab)
Lawsonia intracellularis	pos (7/45)	2/15	SSI	RT-PCR (feces)
Leptospira pomona	neg (0/45)	NE	SSI	Ab-MAT (blood)
Leptospira bratislava	neg (0/45)	NE	SSI	Ab-MAT (blood)
Methicillin resistant Staphylococcus aureus (MRSA)	neg (0/45)	NE	SSI	Culture (n.swab)
Mycoplasma hyopneumoniae	neg (0/45)	0/15	SSI	Ab-ELISA (blood)
Pasteurella multocida toxin (PMT)	neg (0/45)	0/15	SSI	RT-PCR (n. swab)
Salmonella spp.	neg (0/45)	0/15	SSI	Culture (feces)
Staphylococcus hyicus	neg (0/45)	0/15	SSI	Culture (skin scr.)
β-haemolytic Streptococci	pos (19/45)	4/15**	SSI	Culture (v/p swab + skin scr.+ n.swab)
Streptococcus suis	neg (0/45)	0/15	SSI	Culture (n. swab)
Yersinia enterocolitica (serotype O3, O5, O8, O9)	neg (0/45)	0/15	SSI	Culture (feces)
FUNGAL INFECTIONS				
Candida albicans	pos (25/45)	NE	SSI	Culture (skin scr.)
Microsporium spp.	neg (0/45)	NE	SSI	Culture (skin scr.)
Trichophyton spp.	neg (0/45)	NE	SSI	Culture (skin scr.)
PARASITOLOGICAL INFECTIONS				
Arthropods	neg (0/45)	NE	SSI	Micr.insp. (skin scr.+cerumen)
Coccidia (Eimeria, Isospora)	neg (0/45)	NE	SSI	McMaster (feces)
Cryptosporidia	neg (0/45)	NE	SSI	qPCR (feces)
Giardia	pos (1/45)	NE	SSI	qPCR (feces)
Helminths	neg (0/45)	NE	SSI	McMaster (feces)
Toxoplasma gondii	neg (0/45)	NE	SSI	Ab-ELISA (blood)


Abbreviation for laboratory:
SSI: Statens Serum Institut, Denmark (Artillerivej 5, 2300 Copenhagen S)

Abbreviations for methods and material: Ab: Antibody; ELISA: Enzyme Linked Immuno-Sorbent Assay; IPT: Immuno Peroxidase Test; MAT: Microscopic Agglutination Test; Micr.insp: Microscopical inspection; N.swab: Nasal swab; NE: Not examined; qPCR: Quantitative PCR; V/p swab: Vaginal/preputial swab; RT-PCR: Real time PCR; Skin scr: Skin scraping

* Influenza A H1N1pdm09

**β-haemolytic Streptococci isolated from 4/15 v/p swabs (Lancefield Group G).

Issued by:



Maja Ramløse, Attending Veterinarian

Date: Jul 12, 2023

Health Monitoring Report – based on FELASA recommendations

Name and address of the breeder: Ellegaard Göttingen Minipigs A/S, DK- 4261 Dalmose

Date of issue: Jul 12, 2023

Unit N°: Barrier V

Date of examination: Jun 20 2023

Issued by on-site veterinarian

Species: Pig

Strain: Göttingen Minipig

Rederivation: March 1992

Populated: June 2016

	PAST RESULTS	CURRENT RESULTS	LABORATORY	METHOD (Material)
VIRAL INFECTIONS				
Aujeszky's Disease	neg (0/30)	NE	SSI	Ab-ELISA (blood)
Classical Swine Fever (CSF)	neg (0/30)	NE	SSI	Ab-ELISA (blood)
Haemagglutinating Encephalomyelitis (HEV)	neg (0/30)	NE	SSI	Ab-IPT (blood)
Porcine Circovirus type 2 (PCV2)	neg (0/30)	NE	SSI	RT-PCR (blood)
Porcine Epidemic Diarrhoea (PED)	neg (0/30)	NE	SSI	Ab-ELISA (blood)
Influenza A, all subtypes	neg (0/30)	0/10	SSI	Ab-ELISA (blood)
Influenza A, H1N1*	neg (0/30)	0/10	SSI	RT-PCR (n. swab)
Porcine Parvovirus	neg (0/30)	0/10	SSI	RT-PCR (blood)
Porcine Reproduct. & Resp. Syndrome	neg (0/30)	0/10	SSI	Ab-ELISA (blood)
Porcine Respiratory Coronavirus (PRCV)	neg (0/30)	NE	SSI	Ab-ELISA (blood)
Porcine Rotavirus	pos (4/30)	NE	SSI	RT-PCR (feces)
Transmissible Gastroenteritis (TGE)	neg (0/30)	NE	SSI	Ab-ELISA (blood)
BACTERIAL INFECTIONS				
Actinobacillus pleuropneumoniae, serotype 2, 6, 12	neg (0/30)	0/10	SSI	Ab-ELISA (blood)
Bordetella bronchiseptica	pos (2/30)	0/10	SSI	Culture (n. swab)
Brachyspira (Serpulina) hyodysenteriae	neg (0/30)	NE	SSI	RT-PCR (feces)
Clostridium perfringens type A	pos (3/30)	NE	SSI	Culture + RT-PCR (feces)
Clostridium perfringens type C	neg (0/30)	NE	SSI	Culture + RT-PCR (feces)
Erysipelothrix rhusiopathiae	neg (0/30)	0/10	SSI	Culture (n.swab)
Lawsonia intracellularis	pos (6/30)	0/10	SSI	RT-PCR (feces)
Leptospira pomona	neg (0/30)	NE	SSI	Ab-MAT (blood)
Leptospira bratislava	neg (0/30)	NE	SSI	Ab-MAT (blood)
Methicillin resistant Staphylococcus aureus (MRSA)	neg (0/30)	NE	SSI	Culture (n.swab)
Mycoplasma hyopneumoniae	neg (0/30)	0/10	SSI	Ab-ELISA (blood)
Pasteurella multocida toxin (PMT)	neg (0/30)	0/10	SSI	RT-PCR (n. swab)
Salmonella spp.	neg (0/30)	0/10	SSI	Culture (feces)
Staphylococcus hyicus	neg (0/30)	0/10	SSI	Culture (skin scr.)
β-haemolytic Streptococci	pos (10/30)	0/10	SSI	Culture (v/p swab + skin scr.+ n.swab)
Streptococcus suis	neg (0/30)	0/10	SSI	Culture (n. swab)
Yersinia enterocolitica (serotype O3, O5, O8, O9)	neg (0/30)	0/10	SSI	Culture (feces)
FUNGAL INFECTIONS				
Candida albicans	pos (6/30)	NE	SSI	Culture (skin scr.)
Microsporium spp.	neg (0/30)	NE	SSI	Culture (skin scr.)
Trichophyton spp.	neg (0/30)	NE	SSI	Culture (skin scr.)
PARASITOLOGICAL INFECTIONS				
Arthropods	neg (0/30)	NE	SSI	Micr.insp. (skin scr.+cerumen)
Coccidia (Eimeria, Isospora)	neg (0/30)	NE	SSI	McMaster (feces)
Cryptosporidia	neg (0/30)	NE	SSI	qPCR (feces)
Giardia	neg (0/30)	NE	SSI	qPCR (feces)
Helminths	neg (0/30)	NE	SSI	McMaster (feces)
Toxoplasma gondii	neg (0/30)	NE	SSI	Ab-ELISA (blood)


Abbreviation for laboratory:

SSI: Statens Serum Institut, Denmark (Artillerivej 5, 2300 Copenhagen S)

Abbreviations for methods and material: Ab: Antibody; ELISA: Enzyme Linked Immuno-Sorbent Assay; IPT: Immuno Peroxidase Test; MAT: Microscopic Agglutination Test; Micr.insp: Microscopical inspection; N.swab: Nasal swab; NE: Not examined; qPCR: Quantitative PCR; V/p swab: Vaginal/preputial swab; RT-PCR: Real time PCR; Skin scr: Skin scraping

* Influenza A H1N1pdm09

Issued by:



Maja Ramløse, Attending Veterinarian

Date: Jul 12, 2023